

NAME OF THE ASSEESSEE	SUKARYA
ADDRESS	C-10, GROUND FLOOR, SOUTH EXTENSION PART-II, NEW DELHI- 110049
PREVIOUS YEAR ENDED	31 <sup>ST</sup> MARCH 2021
ASSESSMENT YEAR	2021-22
STATUS	REGISTERED TRUST
PAN NO.	AADTS 6393 M

**STATEMENT OF ASSESSABLE INCOME**

	RUPEES	RUPEES
<b>GROSS INCOME / RECEIPTS</b>		
As Per Income & Expenditure Account	14290046	14290046
Less Amount of Receipts Applied during the year		
- As per Income & Expenditure Account	12908093	
- For Acquisition of Fixed Assets	18550	12926643
( As per Annexure to Audit Report in Form 10B Attached)		
		1363403
Surplus		1363403
Less SURPLUS EXEMPT U/S 11(1) 15% of Rs. 14290046/- Ltd. to Surplus Amount		1363403
		NIL
Less Exemption under Section 11(1)(2) Net Income Declared		NIL
		NIL
<b>INCOME TAX</b>		NIL
LESS ADVANCE TDS AS PER FORM 16A ATTACHED		48477
REFUND DUE		48477
		PLUS, INTEREST U/S 244A

**ENCLOSURES**

1. Computation of total taxable Income.
2. Copy of the Balance Sheet along with its Annexures for the year ended 31<sup>st</sup> March 2021
3. TDS Certificates amounting to Rs.48477/- SUCH.
4. List of the members of managing committee.
5. Copy of the registration under Section 12A of the Income Tax Act, 1961
6. Copy of the acknowledgement of the return filed of the last year.

*Neera Subramanyam*

*Neera Subramanyam*

**CA**  
**GAGAN MEHRA & ASSOCIATES**

**CHARTERED ACCOUNTANTS**

C-10, Ground Floor, Back Portion, South Extension-II

New Delhi -110049.

Phone: 9810073125, 011-41008595

**FORM NO. 10-B**

**(See Rule 17B)**

**AUDIT REPORT UNDER SECTION 12A (B) OF THE INCOME TAX ACT, 1961 IN THE CASE  
OF CHARITABLE OR RELIGIOUS SOCIETY INSTITUTION**

We have examined the Balance Sheet of SUKARYA, C-10, GROUND FLOOR, SOUTH EXTENSION PART-II, New Delhi-110049 as at 31<sup>st</sup> March 2021 and the Income and Expenditure account for the year ended on that date which are in agreement with the books of accounts maintained by the said Trust.

We have obtained all the information and explanation which the best of our knowledge and belief were necessary for the purpose of the Audit in our opinion proper books of accounts have been kept by the above named Trust, so far as appears from our examination of the books.

- I. In the case of the Balance Sheet of the state of affairs of the above named Trust at 31<sup>st</sup> March 2021 and
- II. In the case of the income and Expenditure account of the excess of Income over Expenditure of its accounting year ending 31<sup>st</sup> March 2021.

The prescribed particulars are annexed here to

**PLACE: NEW DELHI**

**DATED: 18/11/2021**



**FOR GAGAN MEHRA & ASSOCIATES**

**(Firm no. 10941N)**

*[Signature]*  
**CHARTERED ACCOUNTANTS  
(GAGAN MEHRA)**

**Prop. M.No.89691**

**UDIN no. 21089691AAAAAH6308**



**ANNEXURE  
STATEMENT OF PARTICULARS**

**1. APPLICATION OF INCOME FOR CHARITABLE OR RELIGIOUS PURPOSE**

1	Amount of Income for the previous year applied to charitable or religious purpose in India during the year.	Rs. 1,29,26,643/-										
2	Whether the Trust/Institution has exercised the option under clause (2) of the Explanation to section 11(1)? If so, the details of the amount of Income deemed to have been applied to charitable or religious purpose during the previous year.	Rs. Nil										
3	Amount of Income accumulated or set apart for application to charitable or religious purpose, to the extent it does not exceed 15 percent of the Income derived from the property held under trust for such purpose.	<table style="width: 100%; border: none;"> <tr> <td style="width: 60%;">Rs. Income</td> <td style="text-align: right;">Rs.14290046</td> </tr> <tr> <td>Less Income Applied</td> <td style="text-align: right;">Rs.12926643</td> </tr> <tr> <td>Surplus( Deficit)</td> <td style="text-align: right;">Rs 1363403</td> </tr> <tr> <td>Less 15% of</td> <td style="text-align: right;">Rs. 1363403</td> </tr> <tr> <td colspan="2" style="text-align: right;">Balance: Rs.Nil</td> </tr> </table>	Rs. Income	Rs.14290046	Less Income Applied	Rs.12926643	Surplus( Deficit)	Rs 1363403	Less 15% of	Rs. 1363403	Balance: Rs.Nil	
Rs. Income	Rs.14290046											
Less Income Applied	Rs.12926643											
Surplus( Deficit)	Rs 1363403											
Less 15% of	Rs. 1363403											
Balance: Rs.Nil												
4	Amount of the Income eligible for exemption under section 11(1) © (Give Details)	Rs. Nil										
5	Amount of Income in addition to the amount referred to in item 3 above accumulated or set apart for specified purpose under section 11(2)	NIL										
6	Amount of Income in addition to the amount referred to in item 3 above accumulated or set apart for specified purpose under section 11(2)	Not Applicable										
7	Whether any part of the income respect of which an option was exercised under clause (2) of the Explanation to section 11(1) in any earlier year is deemed to the Income of the previous year under section 11(1b)? Is so, the details thereof?	Not Applicable										
8	Whether during the previous year, any part of Income accumulated or set apart for specified purpose under section 11(2) in any earlier year.	Not Applicable										
9	Has been applied for purpose other than charitable or religious purpose or has ceased to be accumulated or set apart for application thereof or	Not Applicable										

**2. APPLICATION OR USE OF INCOME OR PROPERTY FOR THE BENEFIT OF PERSONS REFERRED TO IN SECTION 13(3)**

1	Whether any part of the income or property of the trust/institution was lent, or continues to be lent, in the previous year to any person referred to in section 13(3) (herein after referred to in section as such person)? if so, give details of the amount rate of interest charged and the nature security, if any	No
---	---	----





2	Whether any land, building or other property of the trust/institution was made, or continued to be made, available for the use of any such person during the previous year? If so give details of the property and the amount of rent or compensation charged, if any.	No
3	Whether any payments were made to any such person during the previous year by way of Salary, allowance or otherwise? If so, give details	No
4	Whether the services of the trust/institution were made available to any such person during the previous year? If so, give details thereof together with remuneration or compensation received if any	No
5	Whether any share, security or other property was purchased by or on behalf of the trust/institution during the previous year from any such person. If so give details thereof together with the consideration paid.	No
6	Whether any share, security or other property was sold by or on behalf of the trust/institution during the previous year to any such person. If so, give details thereof together with the consideration received.	No
7	Whether any income or property of the trust /institution was diverted during the previous year in favour of any such person? If so, give details thereof together with the amount of income or value of property so diverted.	No
8	Whether income or property of the trust/institution was used or applied during the previous year for the benefit of any such person in any other manner? If so give details.	No

**3. INVESTMENT HELD AT ANY TIME DURING THE PREVIOUS YEAR (S) IN CONCERN IN WHICH PERSON REFERRED TO IN SECTION 13(3) HAVE A SUBSTANTIAL INTEREST.**

S.No.	Name & Address of the Concern	Where the Concern is A Company Number & Class of Share Holders	Nominal Value of Investment	Income from the investment	Where the amount in Co 1.5% of the Capital of the Concern during the previous year say Yes/No
1	2	3	4	5	6
--	--	--	Nil	--	--

**TOTAL**

**PLACE: NEW DELHI**

**DATED: 18/11/2021**



**FOR GAGAN MEHRA & ASSOCIATES**  
(Firm no. 10941N)

**CHARTERED ACCOUNTANTS**  
(GAGAN MEHRA)

Prop. M.No.89691

UDIN no. 21089691AAAAAH6308



**C-10.Ground Floor, South Extension -II, New Delhi-110049**  
**BALANCE SHEET AS AT 31st March 2021**

As at 31-03-2020	Liabilities	As per Annexure	As at 31-03-2021	As at 31-03-2020	Assets	As per Annexure	As at 31-03-2021
	<b>CORPUS FUND</b>				<b>FIXED ASSETS</b>		
15,003.00	Corpus Fund		15,003.00	57,53,178.00	Fixed Assets	1	51,73,057.00
66,000.00	Subsidy A/c		66,000.00				
1,80,44,871.30	<b>SURPLUS FUND</b>				<b>CURRENT ASSETS</b>		
	Opening Balance		1,80,44,871.30	15,000.00	Loan & Advances	2	30,000.00
	Add-Excess of Income over Expenditure - Surplus		13,81,952.97	77,953.00	Security Deposits	3	77,953.00
			1,94,26,824.27	82,97,198.00	Fixed Deposits in Bank	4	1,10,80,090.00
	<b>CURRENT LIABILITIES</b>			1,07,15,139.30	Cash at Bank	5	67,72,053.00
11,58,138.00	Creditors For Expenses	8	9,05,577.00	22,766.00	Cash in Hand	6	9,238.00
3,63,998.00	Sundry Creditors	9	12,460.00	1,00,177.00	Advance TDS		61,067.00
55,62,089.00	Unutilaised Grant	10	29,10,325.73	3,23,031.00	Due to Parties	7	4,16,331.00
94,343.00	Staff Welfare Fund		2,83,599.00				
<b>2,53,04,442.00</b>	<b>TOTAL</b>		<b>2,36,19,789.00</b>	<b>2,53,04,442.00</b>	<b>TOTAL</b>		<b>2,36,19,789.00</b>

As per our Audit Report U/s 12 (B) of even date attached

**FOR GAGAN MEHRA & ASSOCIATES**

(Firm no. 10941N)  
**CHARTERED ACCOUNTANTS**

(GAGAN MEHRA)  
 Proprietor  
 U.No. 089691  
 UDIN no.21089691AAAAAH6308  
 Date:-18/11/2021  
 Place:- New Delhi

For Sukarya

*Mehra Supriya*  
 Trustee

For Sukarya

*[Signature]*  
 Trustee







**C-10\_Ground Floor South Extension-II, New Delhi-110049**  
**INCOME & EXPENDITURE ACCOUNT FOR THE YEAR ENDED 31st March 2021**

Previous Year	Expenditure		As per Annexure	Current Year	Previous Year	Income		As per Annexure	Current Year
	<b>Projects -Grants Based</b>					<b>Grants Received &amp; Utilised.</b>		<b>29</b>	
	<b>Prevention &amp; control of Anemia &amp; Malnutrition Project</b>			40,44,440.90		<b>Prevention &amp; control of Anemia &amp; Malnutrition Project</b>			40,44,440.90
36,23,021.00	Indian Grants				36,23,021.00	Indian Grants			
	Bird Group	25,22,167.90	11			Bird Group	25,22,167.90		
11,96,878.00	Wipro Cares	15,22,273.00	12		10,95,576.00	Wipro Cares	15,22,273.00		
	<b>Basic Health Care (Slum Health) Indian Grants</b>			9,50,601.00		<b>Basic Health Care (Slum Health) Indian Grants</b>			7,02,763.71
14,05,941.00	From Delhi Half Marathon	2,65,518.00	13		9,77,038.00	From Delhi Half Marathon	2,65,518.00		
72,163.00	Give Foundation India and Nasscom Foundation	94,020.00	14		72,163.00	Give Foundation India	76,400.00		
	<b>Foreign Contribution</b>		15			<b>Foreign Contribution</b>			
17,462.00	Give Foundation (USA)	2,81,750.21			6,802.69	Give Foundation USA	9,591.05		
	Sukarya USA (USA)	2,03,319.76			42,039.93	Sukarya USA (USA)	3,33,634.66		
	Global Giving (USA)	1,05,993.03			18,243.91	From Global Giving USA			
	<b>Gender Equality &amp; Leadership Program</b>			4,35,807.11		<b>Gender Equality &amp; Leadership Program</b>			7,92,937.90
	<b>Indian Grants</b>					<b>Indian Grants</b>			
97,189.00	Hughes Systique Pvt Ltd	1,94,687.00	16		97,189.00	Hughes Systique Pvt Ltd	1,94,687.00		
4,53,594.00	<b>Foreign Contribution</b>		17			<b>Foreign Contribution</b>			
	Give Foundation USA	33,780.10				Give Foundation USA	33,780.10		
	Sukarya USA (USA)	1,41,449.06			2,92,273.96	Sukarya USA	5,64,470.80		
	Global Giving USA	65,890.95			66,434.20	Global Giving USA			
	<b>EDUCATION for SLUM CHILDREN (Education on Wheels)</b>			20,91,010.00		<b>EDUCATION for SLUM CHILDREN (Education on Wheels)</b>			19,39,178.64
	<b>Indian Grants</b>					<b>Indian Grants</b>			
3,98,903.00	PWC India Foundation	8,71,847.00	18		3,98,903.00	PWC India Foundation	9,48,397.00		
3,22,456.00	Give Foundation India	23,605.00	19			Give Foundation India	23,605.00		
13,52,185.00	<b>Foreign Contribution</b>		20			<b>Foreign Contribution</b>			
	Sukarya USA (USA)	11,95,558.00			15,04,735.45	Sukarya USA (USA)	9,51,006.64		
	Give Foundation USA				3,26,283.75	Global Giving USA			
						Give Foundation (USA)	16,170.00		
	<b>Women Empowerment Project</b>		21	2,09,500.00		<b>Women Empowerment Project</b>			3,67,645.25
	<b>Foreign Contribution</b>					<b>Foreign Contribution</b>			
	UK Online Giving (Benevity)	34,768.28			18,246.91	Sukarya USA (USA)	53,670.21		
	Global Giving USA	1,74,731.72			4,102.46	UK Online Giving (Benevity)	3,13,975.04		
	<b>Indian Grants</b>					<b>Indian Grants</b>			
77,000.00	Women Empowerment Project				1,825.48	Nasscom Foundation USA			
					7,755.53	Global Giving USA			
	<b>Nutrition Supplement for Slum Children</b>		22	22,64,085.00		<b>Nutrition Supplement for Slum Children</b>			14,38,260.30
5,75,414.02	<b>Foreign Contribution</b>					<b>Foreign Contribution</b>			
	Herbalife Nutrition	22,64,085.00			13,87,511.10	Herbalife Nutrition	14,38,260.30		
	<b>Integrated Rural Development Project</b>		23	2,33,665.89		<b>Center of Excellence</b>			743.00
	<b>Foreign Contribution</b>					<b>Foreign Contribution</b>			
	Global Giving (USA)	2,33,665.89			4,690.04	Sukarya USA	743.00		
						<b>Health Care and other Activities</b>			3,34,520.00
					3,92,935.00	User Fee from Health Clinics	24,920.00		
						User Fee from others	3,09,600.00		
95,92,206.02	<b>Total Carried Forward</b>			1,02,29,109.90	1,03,37,770.41	<b>Total Carried Forward</b>			96,20,489.70



*Mera Jitpal Singh*

*Sumit*

Previous Year	Expenditure		Current Year	Previous Year	Income		Current Year
95,92,206.02	Total Brought Forward		1,02,29,109.90	1,03,37,770.41	Total Brought Forward		96,20,489.70
	<b>Other Activities</b>		51,217.00	-	<b>General Donation Received</b>		33,85,357.93
	<b>Indian Funds</b>			28,09,964.00	Indian Funds	15,48,211.72	
4,980.00	Women's Day Celebration			13,811.40	Foreign Contribution	18,37,146.21	
15,904.00	Delhi Half Marathon	14,000.00		14,31,035.00	<b>Interest and Other Income</b>		28
2,24,525.00	Donation Paid						12,84,198.00
2,04,600.00	Social Marketing Expenses						
10,42,000.00	Welfare Activities						
	<b>Foreign Contribution</b>						
	Center of Excellence	37,217.00	24				
7,07,667.00	<b>STAFF SALARY</b>		6,48,681.00				
	Indian Funds	1,33,681.00					
	Foreign Contribution	5,15,000.00					
1,21,984.00	Staff Trainings & Welfare activities		1,40,129.00				
4,33,436.00	Legal & Professional Charges		15,000.00				
11,800.00	Advertisement Expenses						
14,364.48	Bank Charges		22,294.76				
1,888.00	Computer Running & Maint.		2,500.00				
60,416.00	Conveyance Expenses		12,232.00				
1,59,748.00	Water & Electricity Charges		84,413.00				
58,290.00	Garden Expense		46,725.00				
35,900.00	Generator Running & Maintenance		38,300.00				
2,450.00	Courier Expenses		11,470.00				
47,162.00	Rates & Taxes		47,182.00				
38,704.00	Printing & Stationary		16,650.00				
1,16,027.00	Repair & Maintenance		2,61,898.00				
	<b>Telephone &amp; communication</b>		1,02,831.00				
1,11,395.00	Indian Funds	98,592.00	26				
	Foreign Contribution	4,239.00					
1,93,108.00	Miscellaneous Expenses		1,22,919.00				
3,00,000.00	<b>SECURITY EXPENSES</b>		2,25,000.00				
	Indian Funds	1,77,180.00	27				
	Foreign Contribution	47,820.00					
39,832.00	Vehicle Running & Maintenance		34,880.00				
40,000.00	Auditor's Remuneration		1,17,000.00				
	<b>Website Designing and Maintenance</b>		78,990.00				
8,515.00	Indian Funds	38,600.00					
	Foreign Contribution	40,390.00					
6,92,030.00	Depreciation		5,98,671.00				
	Excess of Income over Expenditure - Surplus		13,81,952.97				
3,13,607.31							
<b>1,45,92,580.81</b>	<b>TOTAL</b>		<b>1,42,90,045.63</b>	<b>1,45,92,580.81</b>	<b>TOTAL</b>		<b>1,42,90,045.63</b>

As per our Audit Report U/s 12 (B) of even date attached

FOR GAGAN MEHRA & ASSOCIATES

CHARTERED ACCOUNTANTS

(Firm no. 10941N)

(GAGAN MEHRA)

Proprietor

M.no. 089691

UDIN no 21089691AAAAAH6308

Date-18/11/2021

Place- New Delhi

For Sukarya

*Neeraj Kumar*  
Trustee

For Sukarya

*Sanjay*  
Trustee







**C-10, Ground Floor South Extension -II, New Delhi-110049**  
**RECEIPT & PAYMENT ACCOUNT FOR THE YEAR ENDED 31st March 2021**

Previous Year (2019-20)	Receipts	Current Year (2020-21)	Previous Year (2019-20)	Payment	Current Year (2020-21)
	<b>To Opening Balance</b>		2,23,412.00	Fixed Assets Purchased	1,43,550.00
	<b>Cash in Hand</b>		16,97,768.00	Fixed Deposit made	27,82,892.00
2,480.00	Cash	22,766.00			
	<b>Bank</b>				
			3,78,706.00	Basic Health & Physiotherapy Center	94,020.00
31,70,864.50	Axis A/c 149870	18,35,305.50		IRDP Project Rajasthan	-
1,30,744.13	Axis A/c 3625	93,253.94	77,000.00	Women Empowerment Project	-
17,24,726.51	Axis FCRA A/c	29,37,432.21	36,23,021.00	Anemia Malnutrition project Rajasthan & Mewat	25,22,167.90
1,57,419.00	Axis A/c 6306	7,06,612.00	10,99,398.00	Slum Health Program Delhi USHA	2,65,518.00
11,168.00	Axis A/c 7494	15,31,264.00	3,22,456.00	Education on Wheel Project Delhi	23,605.00
1,68,442.85	PNB A/c 919	24,58,650.05	24,01,987.11	FCRA Funded Programs	47,72,209.00
1,08,711.00	ICICI Bank A/c no-384	37,953.60	11,96,878.00	Anemia Malnutrition project Gurgaon (Wipro)	15,22,273.00
-	Axis A/c 4245	10,08,575.00		Nutrition Supplement for slum Children	-
-	Axis A/c 8674	1,06,093.00			
			3,98,903.00	Education on Wheel Project Gurgaon (PWC)	8,71,847.00
1,19,86,749.81	Grant Recd	83,78,052.64	97,189.00	ARSH Project	1,94,687.00
3,92,935.00	Medical Income	3,34,520.00	4,980.00	Women's Day Celebration	-
28,09,964.00	General Donation Received	15,48,211.72	1,667.00	Staff Training & Workshop	7,723.00
6,13,887.00	Interest Received on FDR	6,00,212.00	10,42,000.00	Welfare Activities	-
6,31,648.00	Misc Receipt	4,32,402.00	2,24,525.00	Donation Paid	-
1,85,500.00	Interest on Saving Bank A/c	2,50,364.00	2,04,600.00	Social Marketing Expenses	-
38,45,224.00	Fixed Deposit Matured	-	59,839.00	Welfare fund contribution	94,220.00
30,503.00	Decrease in Advance TDS	39,110.00	66,000.00	Membership & Registration Fee	40,000.00
2,36,698.00	Increase in Creditors for exps	-	13,275.00	Staff Recruitment Exps	-
94,343.00	Welfare Funds	1,89,256.00	40,000.00	Audit Fee	1,17,000.00
-	Interest Received on TDS Refund	1,220.00	30,042.00	Cleaning Exp.	18,073.00
-	Sale of Fixed Assets	1,25,000.00	1,888.00	Computer Running & Maint.	2,500.00
			60,416.00	Conveyance Expenses	12,232.00
			30,939.00	Diwali Exp.	26,606.00
			15,904.00	Delhi Half Marathon	14,000.00
			1,59,748.00	Electricity Expenses	84,413.00
			4,175.00	Foundation Day Expenses	1,800.00
			58,290.00	Garden Expenses	46,725.00
			3,867.00	Insurance	3,894.00
			34,270.00	Mobile Expenses	31,384.00
			39,832.00	Vehicle Running & Maintenance	34,880.00
			2,450.00	Postage & Courier Charges	11,470.00
			1,16,027.00	Repair Maintenance	2,61,898.00
			7,07,687.00	Salary & Wages	6,48,681.00
			3,00,000.00	Security Expenses	2,25,000.00
			4,33,438.00	Legal & Professional Charges	15,000.00
			11,800.00	Advertiesment exps	-
			60,478.00	Staff Welfare	38,186.00
			38,704.00	Printing & Stationary	16,650.00
			77,125.00	Telephone Expenses	71,447.00






			47,182.00	Rates & Taxes	47,182.00
			11,032.39	Bank Charges	22,294.76
			8,515.00	Website & Mail server Maintenance	78,990.00
			35,900.00	Generator Running Exp	38,300.00
			44,810.00	Office Expenses	32,546.00
			41,794.00	Decrease in sundry creditors	3,51,538.00
			-	Decrease in creditors for expenses	2,52,561.00
			14,185.00	Increase in Loan & Advances	15,000.00
				<b>By Closing Balance</b>	
				<b>Cash in Hand</b>	
			22,766.00	Cash	9,238.00
				<b>Bank</b>	
			37,953.60	ICICI Bank A/c no-384	81,478.40
			10,08,575.00	Axis A/c No. 64245	1,34,800.00
			1,06,093.00	Axis A/c No. 68674	3,01,029.00
			24,58,650.05	PNB A/c no- 919	7,53,844.25
			18,35,305.50	Axis A/c 149870	10,22,832.60
			93,253.94	Axis A/c 3625	5,83,131.28
			29,37,432.21	Axis FCRA A/c 3916	12,37,986.53
			-	SBI A/c 357 FCRA	19,11,853.94
			7,06,612.00	Axis A/c 6306	3,91,735.00
			15,31,264.00	Axis A/c 7494	3,53,362.00
2,63,02,007.80	Total	2,26,36,253.66	2,63,02,007.80	Total	2,26,36,253.66

As per our Audit Report U/s 12 (B) of even date attached

**FOR GAGAN MEHRA & ASSOCIATES**

(Firm no. 10941N)  
CHARTERED ACCOUNTANTS

  
(GAGAN MEHRA )  
Proprietor  
M.no. 089691  
UDIN no.21089691AAAAAH6308  
Date:-18/11/2021  
Place:- New Delhi

For Sukarya

  
Trustee

  
Trustee



C-10, Ground Floor, South Extension-II, New Delhi-110049  
For the Year ended 31st March 2021

ANNEXURE - 29

**Detail Of Grants Received and Utilised from Indian Donors Durring the Year 2020-21**

Indian funds		Funds Received	Expenditure	Fixed Assets	Unutilised	DUE
Project & Donor Name	Opening Balance					
Anemia & Malnutrition Project (Bird Group)	17,46,215.00	14,55,600.00	25,22,167.90		6,79,647.10	
Anemia & Malnutrition Project (Wipro Cares)	12,35,004.00	4,28,737.00	15,22,273.00		1,41,468.00	
Slum health Project Delhi (Delhi Marathon)	13,22,962.00	-	2,65,518.00		10,57,444.00	
Basic Health Center (Give India)		77,275.40	76,400.00		875.40	
Nasscom Foundation		23,823.99	17,620.00		6,203.99	
ARSH Project (Hughes Systique)	4,02,811.00	5,00,000.00	1,94,687.00		7,08,124.00	
ARSH Project (Give India)		1,89,615.60	-		1,89,615.60	
Education On wheels Project (PWC)	8,55,097.00	-	8,71,847.00	76,550.00		93,300.00
Education On wheels Project (Give India)		57,715.00	23,605.00		34,110.00	
General Fund (Give India)		92,837.64			92,837.64	
<b>Total</b>	<b>55,62,089.00</b>	<b>28,25,604.63</b>	<b>54,94,117.90</b>	<b>76,550.00</b>	<b>29,10,325.73</b>	<b>93,300.00</b>

**Detail Of Grants Received and Utilised from Indian Foreign Durring the Year 2020-21**

FCRA Funds			Funds Received	Interest Received	Total Funds	Expenditure	Unutilised Fund
Project & Donor Name		Opening Balance					
Education on Wheels Delhi	Mahipal Pur New Delhi - 110037	6,66,296.48	9,67,176.64		16,33,473.12	11,95,558.00	4,37,915.12
ARSH Project	Rangpuri, Kapashera New Delhi - 110037/110097	3,77,579.71	5,98,250.90		9,75,830.61	2,41,120.11	7,34,710.50
Slum Project USHA	Rangpuri, Kapashera New Delhi - 110037/110097	1,54,100.09	3,43,225.71		4,97,325.80	3,18,903.84	1,78,421.96
COE	Gurgaon - 122009	36,473.88	743.00	0.12	37,217.00	37,217.00	-
IRDP project	Gurgaon - 122009	2,33,665.89			2,33,665.89	2,33,665.89	-
General Funds	Gurgaon - 122009	1,39,948.35	18,21,400.94		19,61,349.29	6,87,449.00	12,73,900.29
Women Empowerment	Gurgaon - 122009	1,96,180.72	3,67,645.25		5,63,825.97	2,03,572.06	3,60,253.91
Nutrition Supplement (Herbalife)	Mahipal Pur New Delhi - 110037	8,12,097.08	14,38,260.30	13,727.62	22,64,085.00	22,64,085.00	-
Slum Project USHA (Give USA)	Rangpuri, Kapashera New Delhi - 110037/110097	2,72,159.16			2,72,159.16	2,72,159.16	-
Women Empowerment (Benevitty)	Gurgaon - 122009	4,102.46			4,102.46	4,102.46	-
Women Empowerment (Nasscom Foundation)	Gurgaon - 122009	1,825.48			1,825.48	1,825.48	-
General Donation	Gurgaon - 122009		15,745.27		15,745.27		15,745.27
Sub Total		28,94,429.30					
Interest		43,002.91		89,746.26	1,32,749.17	9,779.75	1,22,969.42
<b>Total</b>		<b>29,37,432.21</b>	<b>55,52,448.01</b>	<b>1,03,474.00</b>	<b>85,93,354.22</b>	<b>54,69,437.75</b>	<b>31,23,916.47</b>

As per our Audit Report U/s 12 (B) of even date attached  
**FOR GAGAN MEHRA & ASSOCIATES**

(Firm no. 10941N)  
CHARTERED ACCOUNTANTS

*Gagan Mehra*

(GAGAN MEHRA)  
Proprietor  
M.No. 089697  
UDIN no.21099691AAAAAH630B  
Date: 30/11/2021

Place: New Delhi

For Sukarya

*Neera Jaiswal*  
Trustee

*Neera Jaiswal*  
Trustee





**C-10 . Ground Floor South Extension -II, New Delhi-110049**  
**Depreciation Chart for the year ended 31st March 2021**

S.NO.	FIXED ASSETS	WDV AS ON	ADDITION	SALE /	Profit/(Loss)	Total AS ON	DEP. RATE	DEP. FOR	WDV AS ON
		01-04-2020	DURING THE	ADJUSTMENT	On Fixed Assets	31.3.2021		THE YEAR	31.03.2021
		(Rs.)	YEAR	DURING THE YEAR	DURING THE YEAR	(Rs.)			(Rs.)
1	Land	5,55,000.00	-	-	-	5,55,000.00	0%	-	5,55,000.00
2	Education Bus	19,96,785.00	-	-	-	19,96,785.00	15%	2,99,518.00	16,97,267.00
3	Building	22,75,054.00	-	-	-	22,75,054.00	5%	1,13,753.00	21,61,301.00
4	Plant & Machinery	3,754.00	-	-	-	3,754.00	15%	563.00	3,191.00
5	Attendance Machine	2,970.00	-	-	-	2,970.00	15%	446.00	2,524.00
6	Medical Equipment	18,082.00	-	-	-	18,082.00	15%	2,712.00	15,370.00
7	IFT Machine	51,376.00	-	-	-	51,376.00	15%	7,706.00	43,670.00
8	CCTV (Camera)	22,902.00	-	-	-	22,902.00	15%	3,435.00	19,467.00
9	Computer	1,626.00	-	-	-	1,626.00	60%	976.00	650.00
10	Printer	2,626.00	-	-	-	2,626.00	15%	394.00	2,232.00
11	Furniture	1,76,746.00	-	-	-	1,76,746.00	10%	17,675.00	1,59,071.00
12	Generator	8,340.00	-	-	-	8,340.00	15%	1,251.00	7,089.00
13	Lazer Therephy Machin	36,619.00	-	-	-	36,619.00	15%	5,493.00	31,126.00
14	LCD Projector	5,828.00	-	-	-	5,828.00	15%	874.00	4,954.00
15	Laptop	49,816.00	76,550.00	-	-	1,26,366.00	60%	75,820.00	50,546.00
16	Inverter	7,342.00	-	-	-	7,342.00	15%	1,101.00	6,241.00
17	Speaker PSX-600	1,841.00	-	-	-	1,841.00	15%	276.00	1,565.00
18	Fan	428.00	-	-	-	428.00	15%	64.00	364.00
19	UPS	5,193.00	-	-	-	5,193.00	15%	779.00	4,414.00
20	Refrigerator	5,197.00	-	-	-	5,197.00	15%	780.00	4,417.00
21	Food Processor	1,448.00	-	-	-	1,448.00	15%	217.00	1,231.00
22	Microwave Oven	5,481.00	-	-	-	5,481.00	15%	822.00	4,659.00
23	A C with Stablizers	80,911.00	67,000.00	-	-	1,47,911.00	15%	17,162.00	1,30,749.00
24	Billing Machine	6,515.00	-	-	-	6,515.00	15%	977.00	5,538.00
25	Fire Extinguisher	1,334.00	-	-	-	1,334.00	10%	133.00	1,201.00
26	Sony Camera - 7.2	1,563.00	-	-	-	1,563.00	15%	234.00	1,329.00
27	Camera (Nikon)	2,628.00	-	-	-	2,628.00	15%	394.00	2,234.00
28	Solar System	1,26,699.00	-	-	-	1,26,699.00	15%	19,005.00	1,07,694.00
29	Vedio Camera	9,413.00	-	-	-	9,413.00	15%	1,412.00	8,001.00
30	Van	2,89,661.00	-	1,25,000.00	-	1,64,661.00	15%	24,699.00	1,39,962.00
	<b>Total</b>	<b>57,53,178.00</b>	<b>1,43,550.00</b>	<b>1,25,000.00</b>	<b>-</b>	<b>57,71,728.00</b>		<b>5,98,671.00</b>	<b>51,73,057.00</b>

As per our Audit Report U/s 12 (B) of even date attached

**FOR GAGAN MEHRA & ASSOCIATES**

(Firm no. 10941N)

CHARTERED ACCOUNTANTS

(GAGAN MEHRA)

Proprietor

M.no. 089691

UDIN no.21089691AAAAAH6308

Date:-18/11/2021

Place:- New Delhi

For Sukarya

*Hemal Pathy*  
Trustee

For Sukarya

*Sanjay*  
Trustee



**C-10 . Ground Floor South Extension -II, New Delhi-110049**

**Loan & Advance to Parties as on 31.3.2021**

Previous Year	Particular	Current Year
	<b>Sukarya</b>	
15,000.00	Mark Design Website	-
-	Sandeep Kumar	20,000.00
-	Sanjay Kumar	10,000.00
-		
<b>15,000.00</b>	<b>Total</b>	<b>30,000.00</b>

**Security Deposits as on 31.3.2021**

Previous Year	Particular	Current Year
	<b>Sukarya</b>	
76,953.00	Electricity	76,953.00
1,000.00	Telephone	1,000.00
<b>77,953.00</b>	<b>Total</b>	<b>77,953.00</b>

**Fixed Deposited at Bank as on 31.3.2021**

Previous Year	Particular	Current Year
	<b>Sukarya</b>	
12,42,057.00	Axis FD No-0237	13,14,866.00
3,33,654.00	ICICI FD No- 2674	3,53,933.00
1,09,552.00	ICICI FD No- 2858	1,16,227.00
1,20,488.00	ICICI FD No- 2867	1,27,833.00
-	ICICI FD No- 6369	2,26,663.00
-	PNB FD No- 0937	20,83,819.00
12,99,105.00	PNB FD No- 2658	13,72,209.00
24,44,332.00	PNB FD No- 2667	25,81,886.00
18,32,006.00	PNB FD No- 2676	19,35,104.00
9,16,004.00	PNB FD No- 2685	9,67,550.00
<b>82,97,198.00</b>	<b>Total</b>	<b>1,10,80,090.00</b>



*Handwritten signature*

*Handwritten signature*



**Cash At Bank as on 31.3.2021**

**Annexure - 05**

Previous Year	Particular	Current Year
	<b>Sukarya</b>	
37,953.60	ICICI A/c No. 384	81,478.40
24,58,650.05	PNB-919	7,53,844.25
93,253.94	Axis A/c No. 3625	5,83,131.28
	<b>FCRA A/c</b>	
29,37,432.21	Axis A/c 916 FCRA	12,37,986.53
	SBI A/c 357 FCRA	19,11,853.94
	<b>Prevention &amp; control of Anemia &amp; Malnutrition Project</b>	
18,35,305.50	Axis A/c No.149870	10,22,832.60
15,31,264.00	Axis A/c No. 67494	3,53,362.00
	<b>Slum Health Project</b>	
7,06,612.00	Axis A/c No. 6306	3,91,735.00
	<b>Education on Wheels project By PWC</b>	
10,08,575.00	Axis A/c No. 64245	1,34,800.00
	<b>Welfare Fund Contribution</b>	
1,06,093.00	Axis A/c No. 68674	3,01,029.00
<b>1,07,15,139.30</b>	<b>Total</b>	<b>67,72,053.00</b>

**Cash In Hand as on 31.3.2021**

**Annexure - 06**

Previous Year	Particular	Current Year
13,246.00	<b>Sukarya</b>	8,754.00
	<b>Prevention &amp; control of Anemia &amp; Malnutrition</b>	
	Anemia & Malnutrition Project Rajasthan By Bird Group	-
2,378.00	Anemia & Malnutrition Project Gurgaon By Wipro Cares	213.00
688.00	<b>Slum Health Project</b>	-
6,454.00	<b>Education on Wheels project By PWC</b>	271.00
<b>22,766.00</b>	<b>Total</b>	<b>9,238.00</b>

**Due to Parties as on 31.3.2021**

**Annexure - 7**

Previous Year	Particular	Current Year
3,23,031.00	<b>Sukarya</b>	
	Receivable From IGEP	3,23,031.00
-	Receivable From PWC	93,300.00
<b>3,23,031.00</b>	<b>Total</b>	<b>4,16,331.00</b>



*Gagan Mehra* *Sanjay*



**List of Creditors for Expenses as on 31.3.2021**

**Annexure - 08**

Previous Year	Particular	Current Year
	<b>Education On Wheel Project Funded By PWC</b>	
74,790.00	Salary Payble	1,12,334.00
-	Sundry Creditors	24,000.00
	<b>Anemia Malnutrition Project funded by Wipro</b>	
1,86,577.00	Sundry Creditors	80,650.00
21,160.00	Consultancy Payble	37,590.00
63,322.00	Salary Payble	54,689.00
1,640.00	TDS Payble	2,010.00
	<b>Anemia Malnutrition Project (Rajasthan)</b>	
1,85,580.00	Salary Payble	98,421.00
1,00,803.00	Sundry Creditors	5,000.00
27,900.00	Consultancy Payble	-
8,500.00	TDS Payble	-
	<b>Slum Health USHA Project</b>	
1,64,105.00	Sundry Creditors	1,29,358.00
3,600.00	Consultancy Payble	15,710.00
34,490.00	Salary Payble	32,400.00
200.00	TDS Payble	690.00
	<b>Sukarya</b>	
5,650.00	Consultancy Payble	4,587.00
1,35,000.00	Gagan Mehra & Associates	1,65,750.00
90,245.00	Salary payble	59,650.00
25,700.00	TDS Payble	11,363.00
3,540.00	Telephone Bills Payble	-
25,336.00	Staff Welfare Fund Payble	16,152.00
-	Expenses Payble	55,223.00
<b>11,58,138.00</b>	<b>Total</b>	<b>9,05,577.00</b>

**List of Sundry Creditors as on 31.3.2021**

**Annexure - 09**

Previous Year	Particular	Current Year
	<b>Sukarya</b>	
24,750.00	Alert Security Agency	-
90,000.00	Tarun Mehra	-
2,45,706.00	Bhumi Foundation	-
-	Masooq Ali	5,760.00
1,300.00	Sushant Lok Taxi Service	6,700.00
2,242.00	Munim prints	-
<b>3,63,998.00</b>	<b>Total</b>	<b>12,460.00</b>

As per our Audit Report U/s 12 (B) of even date attached

**FOR GAGAN MEHRA & ASSOCIATES**

(Firm no. 10941N)

CHARTERED ACCOUNTANTS

(GAGAN MEHRA)  
Proprietor

M.no. 029691

UDIN no.21089691AAAAAH6308

Date:-18/11/2021

Place:- New Delhi

For Sukarya

*[Signature]*  
Trustee

*[Signature]*  
Trustee





**C-10. Ground Floor, South Extension -II, New Delhi-110049**  
**For the Year ended 31st March 2021**

**Unutilized Grants**

**Annexure - 10**

Previous Year		Annexure	Current Year
17,46,215.00	Anemia & Malnutrition Project (Bird Group)		6,79,647.10
12,35,004.00	Anemia & Malnutrition Project (Wipro)		1,41,468.00
8,55,097.00	Education On wheels Project (PWC)		-
13,22,962.00	Slum health Project Delhi (Delhi Marathon)		10,57,444.00
4,02,811.00	ARSH Project (Hughes Systique)		7,08,124.00
-	ARSH Project (Give India)		1,89,615.60
-	Education On wheels Project (Give India)		34,110.00
-	Basic Health Center (Give India)		875.40
-	General Fund (Give India)		92,837.64
-	Nasscom Foundation		6,203.99
			-
<b>55,62,089.00</b>	<b>Total</b>		<b>29,10,325.73</b>

As per our Audit Report U/s 12 (B) of even date attached

**FOR GAGAN MEHRA & ASSOCIATES**

(Firm no. 10941N)

CHARTERED ACCOUNTANTS

(GAGAN MEHRA)

Proprietor

M.no. 089691

UDIN no.21089691AAAAAH6308

Date:-18/11/2021

Place:- New Delhi

For Sukarya

  
Trustee

  
Trustee

**Anemia Malnutrition Project (Haryana & Rajasthan)**

**Annexure - 11**

Previous Year	Particular	Current Year
18,52,019.00	Human Resource	13,22,991.00
12,25,071.00	Implementation & Activity Cost	8,06,730.00
4,85,931.00	Admin Overhead	3,28,939.00
60,000.00	Audit Fee	60,000.00
	Prevention Material for Covid-19	3,207.00
	Bank Charges	300.90
		-
<b>36,23,021.00</b>	<b>Total</b>	<b>25,22,167.90</b>

**Anemia Malnutrition Project Gurgaon (Wipro)**

**Annexure - 12**

Previous Year	Particular	Current Year
56,994.00	Admin Overhead	72,473.00
60,000.00	Baseline Survey	
94,000.00	Community health worker	1,60,000.00
5,841.00	Conveyance	
22,806.00	Cooking Demo	3,450.00
1,02,950.00	Field Supervisor	1,25,650.00
5,94,166.00	Health Clinic Cost	6,12,634.00
3,690.00	Monthly Review Meetings	18,338.00
42,600.00	Nutrition Supplement	65,000.00
25,714.00	Poster, Banner and Leaflets	17,663.00
1,76,520.00	Project Coordinator	2,94,200.00
5,739.00	Recurring Cost	41,102.00
3,068.00	Sanitation Drive	40,159.00
2,790.00	Training & Capacity Building	1,550.00
-	Covid Preventive	39,700.00
-	Accounts & audit	30,000.00
-	Bank charges	354.00
<b>11,96,878.00</b>	<b>Total</b>	<b>15,22,273.00</b>

**Slum Health Program USHA - (Delhi Half Marathon India)**

**Annexure -13**

Previous Year	Particular	Current Year
	<b><u>Indian Grants</u></b>	
5,938.00	Capacity Building & Trainings	2,329.00
3,13,862.00	Human Resource	1,29,139.00
32,339.00	IEC/Health	4,182.00
6,70,704.00	Health Clinic Cost	1,16,911.00
16,078.00	Rent & Conveyance	8,423.00
12,000.00	Audit Fee	-
48,359.00	Admin Overheads	-
-	Prevention Material for Covid-19	4,416.00
118.00	Bank Charges	118.00
<b>10,99,398.00</b>	<b>Total</b>	<b>2,65,518.00</b>



*Area Superintendent*  
*Annexure 13*



**Basic Health Project - (Give foundation India and Nasscom Foundation)****Annexure - 14**

Previous Year	Particular	Current Year
2,10,527.00	Human Resource	62,710.00
1,68,179.00	Health Clinics	30,060.00
-	Admin Overheads	1,250.00
<b>3,78,706.00</b>	<b>Total</b>	<b>94,020.00</b>
72,163.00	From Give India	76,400.00
3,06,543.00	From Self Sources/Nasscom Foundation	17,620.00
<b>3,78,706.00</b>	<b>Total</b>	<b>94,020.00</b>

**Slum Health Project - (USHA) Foreign Contribution****Annexure - 15**


17,462.00	Health Clinic Cost	2,17,180.00
	Community Health Worker	40,000.00
	Consumables for Covid-19	1,65,000.00
	Conveyance	1,760.00
	Monthly review Meetings	2,460.00
	IEC Material	9,363.00
	Professional Charges	30,000.00
	Project Coordinator	1,24,000.00
	Sanitatin Drive	1,300.00
<b>17,462.00</b>	<b>Total</b>	<b>5,91,063.00</b>

**Gender Equality & Leadership Program Indian Contribution****Annexure - 16**

Previous Year	Particular	Current Year
	<b>Indian Grants</b>	
54,600.00	Human resource	1,19,000.00
10,933.00	Training exps	18,872.00
24,000.00	Trainer Charges	-
7,656.00	Conveyance	27,500.00
	Lead Girls	26,000.00
	Lead Girls Training Session	1,910.00
	Prevention material for Covid-19	1,405.00
<b>97,189.00</b>	<b>Total</b>	<b>1,94,687.00</b>

**Gender Equality & Leadership Program Foreign Contribution****Annexure - 17**

2,01,058.00	Human Resource	93,991.00
2,52,536.00	Implementation Cost	1,07,074.11
	IEC Material	5,055.00
	Professional Fee	35,000.00
<b>4,53,594.00</b>	<b>Total</b>	<b>2,41,120.11</b>



*Handwritten signature: Neeraj Jaiswal*  
*Handwritten signature: Annu Singh*

**Education on wheel Project- PWC****Annexure - 18**

87,781.00	Human resource	2,34,600.00
2,55,950.00	Implementation Cost	4,50,611.00
6,908.00	Other Program Cost	44,865.00
12,000.00	Account & Audit	55,500.00
36,264.00	Admin Overhead	86,213.00
	Bank Charges	58.00
<b>3,98,903.00</b>	<b>Total</b>	<b>8,71,847.00</b>

**Education on wheel Project- Give India****Annexure - 19**

Previous Year	Particular	Current Year
	<b>Indian Grants</b>	
	<b>Give India</b>	
1,260.00	Tools, Equipment and Logistic	-
10,569.00	Other Program Activities	-
3,10,627.00	Operating Cost	23,605.00
<b>3,22,456.00</b>	<b>Total</b>	<b>23,605.00</b>

**Education on wheel Project Foreign Contribution****Annexure - 20**

1,699.00	IEC	-
-	Program Activities	3,030.00
45,000.00	Account Officer	1,27,500.00
4,630.00	Admin Cost	16,385.00
3,26,137.00	Driver	1,31,448.00
15,520.00	Examination Cost	49,100.00
1,47,381.00	Operating cost of Bus	2,01,261.00
	Consumables for Covid-19	4,094.00
	Professional Charges	35,000.00
2,26,823.00	Project Coordinator	2,40,339.00
5,46,762.00	Teachers	3,50,435.00
38,233.00	Stationary	36,966.00
<b>13,52,185.00</b>		<b>11,95,558.00</b>

**Women Empowerment Program****Annexure - 21**

Previous Year	Particular	Current Year
-	Prevention from Covid-19 activities	2,09,500.00
-	<b>Total</b>	<b>2,09,500.00</b>



*Sanjiv Mehra*

*Sanjiv Mehra*



**Nutrition Supplement Program****Annexure - 22**

<b>Previous Year</b>	<b>Particular</b>	<b>Current Year</b>
-	Nutritionist	6,000.00
5,64,057.00	Nutrition Supplements for Slum Children	14,47,057.00
11,357.02	Operation & logistic cost for Ration kits distribution	99,086.00
	Ration & Hygeine Kits	7,11,942.00
<b>5,75,414.02</b>	<b>Total</b>	<b>22,64,085.00</b>

**Integrated Rural Development Project****Annexure - 23**

<b>Previous Year</b>	<b>Particular</b>	<b>Current Year</b>
-	Training and other consumables	2,33,665.89
-	<b>Total</b>	<b>2,33,665.89</b>

**Center Of Exellance****Annexure - 24**


<b>Previous Year</b>	<b>Particular</b>	<b>Current Year</b>
-	Training & Capacity Building sessions (COE)	37,217.00
-	<b>Total</b>	<b>37,217.00</b>

**Staff Training and Welfare****Annexure - 25**

<b>Previous Year</b>	<b>Particular</b>	<b>Current Year</b>
1,667.00	Staff Training & Workshop	7,723.00
59,839.00	Welfare Fund Contribution	94,220.00
60,478.00	Staff Welfare	38,186.00
<b>1,21,984.00</b>	<b>Total</b>	<b>1,40,129.00</b>

**Telephone and Communication****Annexure - 26**

<b>Previous Year</b>	<b>Particular</b>	<b>Current Year</b>
77,125.00	Telephone expenses	67,208.00
34,270.00	Mobile Expenses	31,384.00
<b>1,11,395.00</b>	<b>Total</b>	<b>98,592.00</b>



*Gagan Mehra*

*Sanjay*

**Miscellaneous Expenses****Annexure - 27**

<b>Previous Year</b>	<b>Particular</b>	<b>Current Year</b>
66,000.00	Membership & Registration Fee	40,000.00
44,810.00	Office Expenses	32,546.00
3,867.00	Insurance	3,894.00
30,042.00	Cleaning Expenses	18,073.00
30,939.00	Diwali Expenes	26,606.00
4,175.00	Foundation Day Celebration	1,800.00
13,275.00	Staff Recruitment exps	
<b>1,93,108.00</b>	<b>Total</b>	<b>1,22,919.00</b>

**Interest and Other Income****Annexure - 28**

<b>Previous Year</b>	<b>Particular</b>	<b>Current Year</b>
6,13,887.00	Interest Received on Fixed Deposited	6,00,212.00
6,31,648.00	Miscellaneous Receipts	4,32,402.00
1,82,170.00	Interest Received from Saving Accounts	2,50,364.00
3,330.00	Interest received on TDS Refund	1,220.00
<b>14,31,035.00</b>	<b>Total</b>	<b>12,84,198.00</b>

As per our Audit Report U/s 12 (B) of even date attached

**FOR GAGAN MEHRA & ASSOCIATES**

(Firm no. 10941N)

CHARTERED ACCOUNTANTS

New Delhi

(GAGAN MEHRA)

Proprietor

M.no. 089691

UDIN no.21089691AAAAAH6308

Date:-18/11/2021

Place:- New Delhi

For Sukarya


  
Trustee


  
Trustee





**C-10, GROUND FLOOR, SOUTH EXTENSION PART II, NEW DELHI-110049**

**SIGNIFICANT ACCOUNTING POLICIES & NOTES TO ACCOUNTS FORMING PART OF BALANCE SHEET AND INCOME & EXPENDITURE ACCOUNTS FOR THE YEAR ENDED 31<sup>ST</sup> MARCH 2021.**

**1) BASIC OF ACCOUNTING**

The accompanying financial statements have been prepared under the historical cost convention in accordance with the generally accepted accounting principles. The Trust follows the Accrual systems of accounting and recognizes Income & Expenditure on Accrual Basis.

**2) TAXATION**

No provision for taxation has been made in the view of exemption available.

**3) FIXED ASSETS**

Fixed Assets are accounted for at cost plus incidental expenditure there on.

4) In the absence of the confirmatory letters regarding the balance from/due to parties shown under the head Current Assets, Loan Advances and Current Liabilities are such as reflected in the books of accounts of the trust.

5) The previous year figures have been regrouped/-rearranged wherever necessary to make the comparable with the Current year figure.

6) Details of Donation Received under FCRA A/c along with its Utilization

PARTICULAR	2020-21	2019-20
DONATION RECEIVED	5552448	3694757
<b><u>FUNDS UTILISED</u></b>		
a) Gender Equality & Leadership Program	241120	-
b) Health Facilities	824729	471056
c) Education on wheels	3459643	1927599
d) Women Empowerment	209500	
e) Center of Excellence	37217	
f) General Funds	597669	

As per our report in Form 10B of even date attached

**For GAGAN MEHRA & ASSOCIATES**

(Firm no. 10941N)

CHARTERED ACCOUNTANTS

GAGAN MEHRA

PROP.



*[Signature]*  
Managing Trustee

*[Signature]*  
Trustee

Prop. M.No.89691

UDIN no. 21089691AAAAAH6308

PLACE: NEW DELHI

DATE: 18/11/2021